

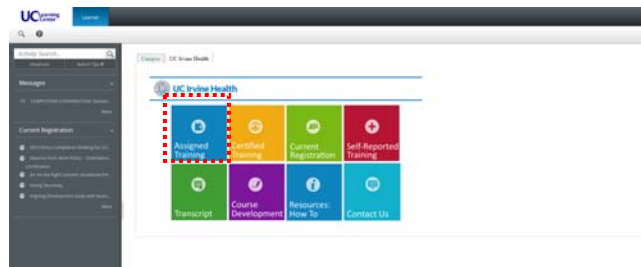
# UCI Health Learner: How To Register For Instructor-Led Training (ILT)

1

Click the following link to open the login page to UC Learning Center and click **Login**. Login with your UCInetID credentials: <http://uclc.uci.edu/>  
**\* If you need assistance with your login information, please contact Help Desk at x3333.**

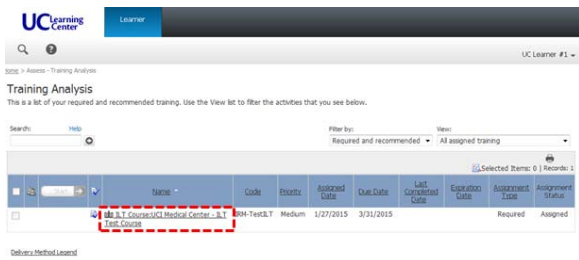
2

To register for an assigned Instructor-Led Training (ILT): Click **Assigned Training** located on the home page.



3

Locate the Instructor-Led Training you want to register into from the list of assignments and click on the name of the training.



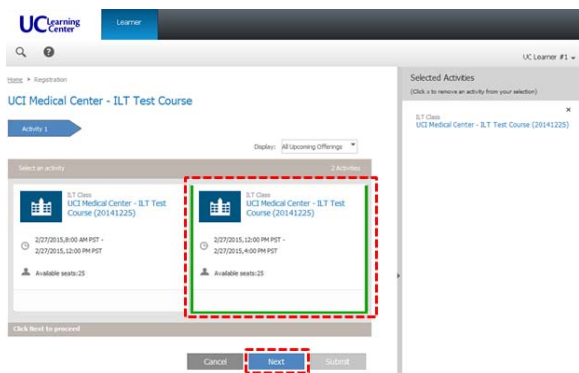
4

Click **Register** located underneath the **Activity Details** header.



5

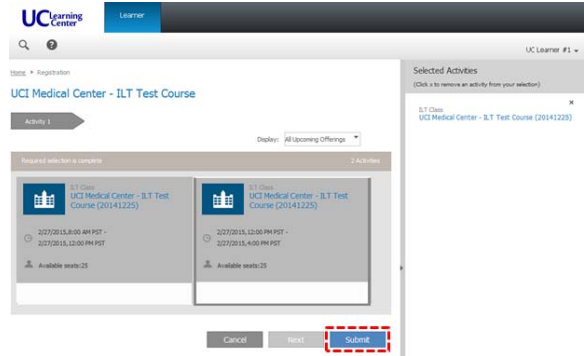
Select a class (date and time) and click **Next**.



# UCI Health Learner: How To Register For Instructor-Led Training (ILT)

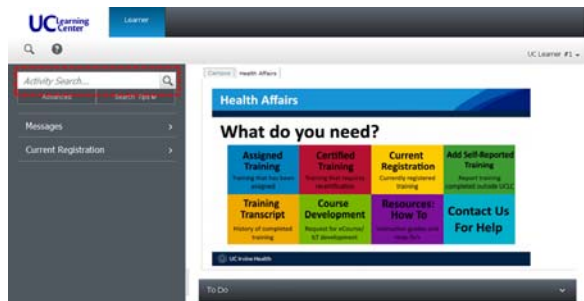
6

Click **Submit** to complete the registration process.



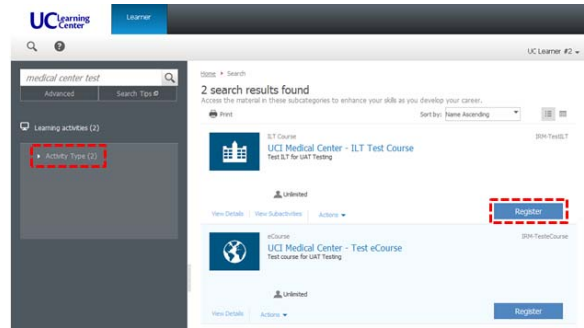
1

To register for an Instructor-Led Training (ILT) from the catalog: Search for the training in the **Activity Search...** field by typing the name of the training. Click the magnify glass to process the search result



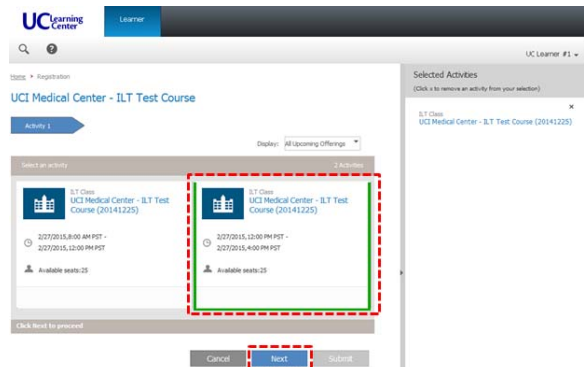
3

Locate the training you want to register from the search result list. Click **Register**.  
**\* Note: You can filter your search results by using the filter option in the left menu panel.**



4

Select a class (date and time) and click **Next**.



# UCI Health Learner: How To Register For Instructor-Led Training (ILT)

5

Click **Submit** to complete the registration process.

