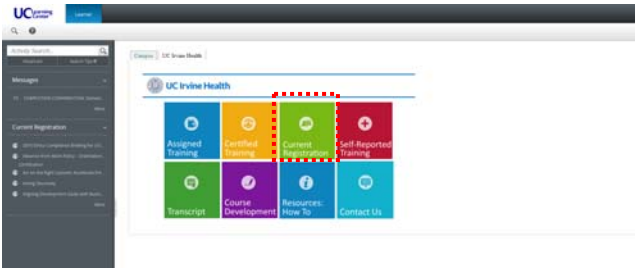


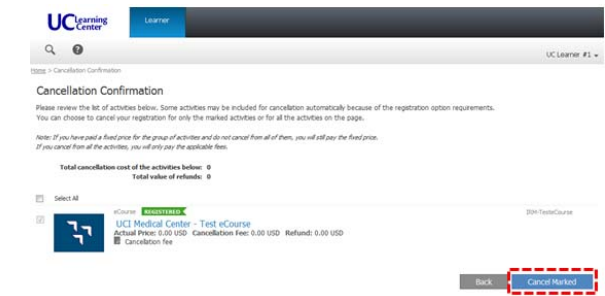


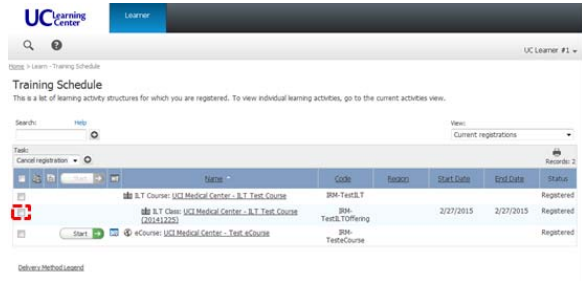
UC Irvine Health Learner: How To Cancel Registration (eCourse / ILT)


<p>1</p>	<p>Click the following link to open the login page to UC Learning Center and click Login. Login with your UCInetID credentials: http://ucl.uci.edu/</p>	
<p>2</p>	<p>Click Current Registration located on the home page.</p>	
<p>3</p>	<p>To cancel out of an eCourse: Select the check box next to the eCourse you want to cancel registration.</p>	
<p>4</p>	<p>Click Go (Go) located to right of the Cancel registration drop-down field.</p>	
<p>5</p>	<p>Click Cancel Marked to complete the cancellation process.</p>	

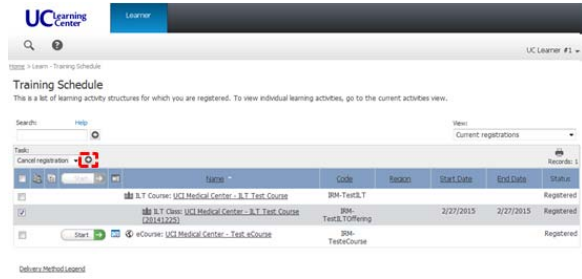
UC Irvine Health Learner: How To Cancel Registration (eCourse / ILT)

4

To cancel out of an Instructor-Led Training (ILT): Select the check box next to the Instructor-Led Training (ILT) you want to cancel registration.



Click  (Go) located to right of the **Cancel registration** drop-down field.



Click **Cancel Marked** to complete the cancellation process.

