

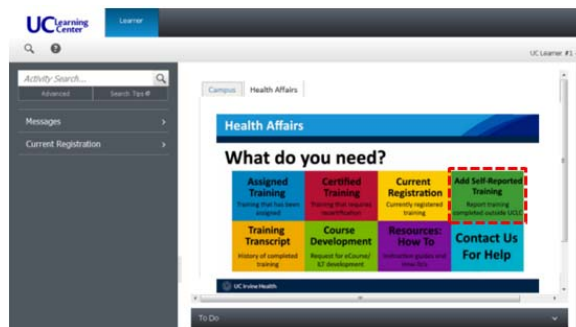
# UC Irvine Health Learner: How To Add Self-Reported Training

1

Click the following link to open the login page to UC Learning Center and click **Login**. Login with your UCInetID credentials: <http://ucl.uci.edu/>  
**\* If you need assistance with your login information, please contact Help Desk at x3333.**

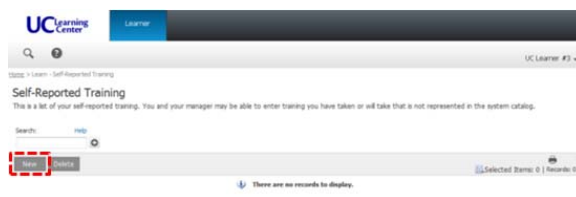
2

Click **Add Self-Reported Training** located on the home page.



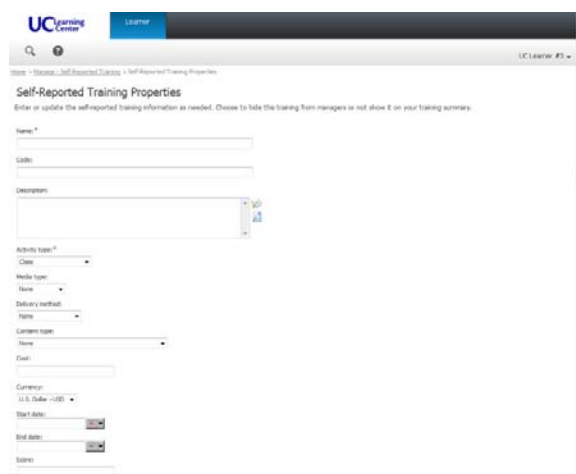
3

Click **New** to begin adding a training activity completed outside of the UC Learning Center.



4

Enter information about the training. Required fields are indicated with an asterisk (\*), other fields are optional.



5

When complete, click **OK** at the bottom of the page.

