
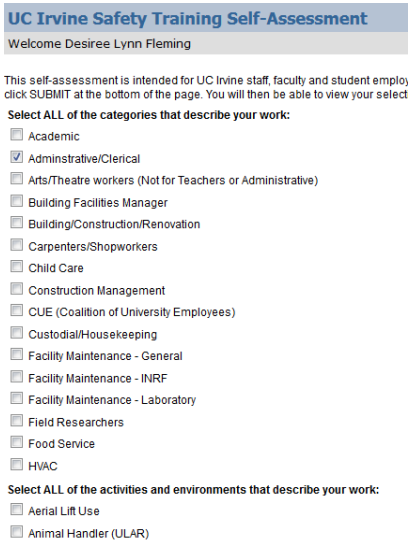
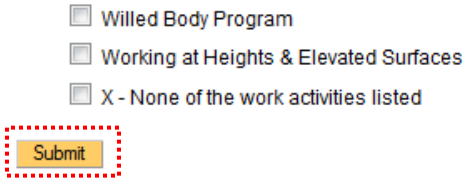



# Campus Learner: Take the Safety Training Self Assessment, and Resulting Assigned Training

## Take the Safety Training Self Assessment (STSA)

<p>1</p>	<p>Visit the following link:  <a href="http://uclc.uci.edu/">http://uclc.uci.edu/</a>          and click <b>Login</b></p>	
<p>2</p>	<p>Click the yellow <b>Safety Training Self Assessment</b> tile located on the home page.</p>	
<p>3</p>	<p>Select, or de-select if re-taking the STSA, the appropriate boxes that describe your work.</p>	
<p>4</p>	<p>Select the <b>Submit</b> button when complete.</p>	

# Campus Learner: Take the Safety Training Self Assessment, and Resulting Assigned Training

## Find and Complete the Resulting Assigned Trainings

1	Visit the following link: <a href="http://uclc.uci.edu/">http://uclc.uci.edu/</a> and click <b>Login</b>	
2	To register for and start an assigned eCourse: Click <b>Assigned Training</b> located on the home page.	 The image shows a screenshot of the UCLC Irvine Health website. On the left is a dark sidebar with a search bar and a list of messages. The main content area features a grid of colorful buttons: 'Assigned Training' (red with a white exclamation mark), 'Current Registrations' (orange with a white calendar icon), 'Cancel' (teal with a white 'X'), 'Self-assigned Training' (grey with a white pencil icon), 'Transcripts' (blue with a white document icon), 'In Progress eCourses and Documents' (light blue with a white document icon), 'Catalog' (purple with a white book icon), 'FAQ / Help' (pink with a white question mark icon), 'Safety Training Self Assessment' (orange with a white plus sign), 'Completed' (green with a white checkmark icon), 'eBooks and Videos' (green with a white play button icon), and 'Help / Email' (purple with a white envelope icon). The 'Assigned Training' button is highlighted with a red dashed border.
3	For further assistance, see <a href="#">“How to Register for an eCourse, including Assigned Training.”</a>	