

Campus Learner: How To Register For Instructor-Led Training (ILT)

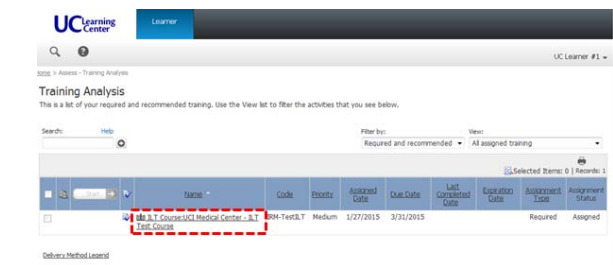
- 1 Visit the following link:
<http://uclc.uci.edu/>
 and click **Login**
 * **If you need assistance with your login information, please contact Help Desk at x2222.**

Accessing the Class from Assigned Training

- 1 To register for an assigned Instructor-Led Training (ILT): Click **Assigned Training** located on the home page.



- 2 Locate the Instructor-Led Training you want to register for from the list of assignments and click on the name of the training.



- 3 Click **Register** located underneath the **Activity Details** header.
 See steps 6-7, below.



Accessing the Class from Search Results

- 4 To search and register for an Instructor-Led Training (ILT):
 Search for the training in the **Activity Search...** field by typing the name of the training. Click the magnify glass to process the search result

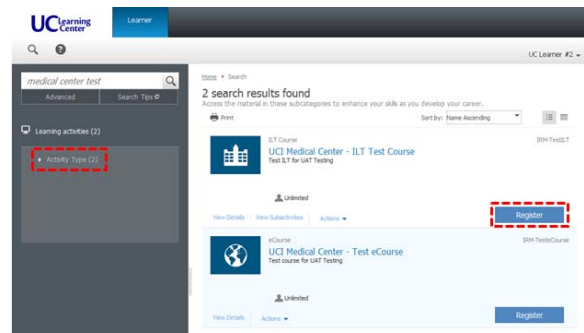


Campus Learner: How To Register For Instructor-Led Training (ILT)

5

Locate the training you want to register for from the search result list. Click **Register**.

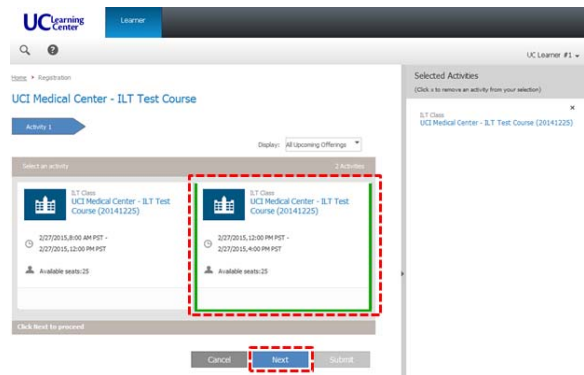
* **Note:** You can filter your search results by using the filter option in the left menu panel.



After Selecting "Register"

6

If option is provided, select a class (date and time) and click **Next**.



7

Click **Submit** to complete the registration process.

