
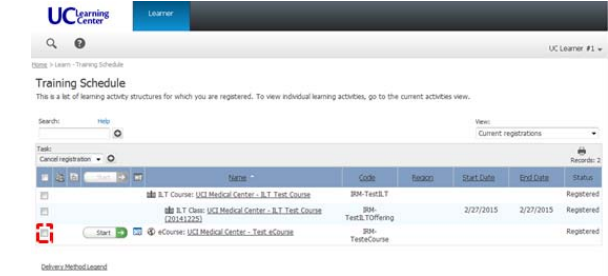



Campus Learner: How To Cancel Registration (eCourse / ILT)

<p>1</p>	<p>Visit the following link: http://uclc.uci.edu/ Click Login Log in with your UCnetID and Password</p>	
<p>2</p>	<p>Select the teal Cancel tile located on your dashboard.</p>	
<p>3</p>	<p>Select the check box next to the activity you wish to cancel.</p>	
<p>Click Go (Go) located to right of the Cancel registration drop-down field.</p>		
<p>Click Cancel Marked to complete the cancellation process.</p>		